

# CEWA TIRES

*TIRES & TUBES for*  
**MOTORCYCLE**  
*and SCOOTER*



Desde 1946

# VOUGA

Sociedade Comercial do Vouga, Lda.

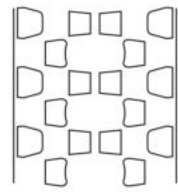




# CROSS CEWA

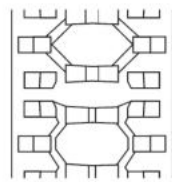
# TRAIL \* ENDURO CEWA

**F-723**



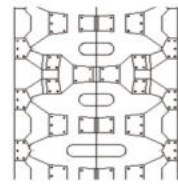
•80/100-21

**F-895**




•80/100-21

**F-724**




•120/100-18  
•100/90-19  
•110/90-19

**F-896**



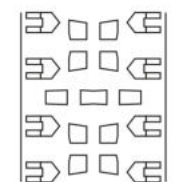
4.00-18  
4.50-18

**F-807**




•2.75-18  
•60/100-14  
•70/100-17  
•70/100-19  
•90/90-19

**F-897**



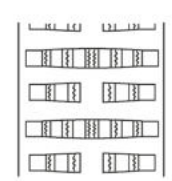
•90/90-18  
•100/100-18  
•110/100-18  
•120/100-18  
•100/90-19  
•110/90-19  
•120/90-19  
•2.50-17  
•2.75-17  
•100/100-17  
•110/100-17

**F-808**



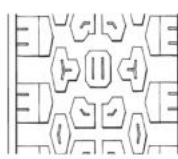
•80/100-14  
•90/100-14  
•90/100-16

**F-898**




3.00-21

**F-889**



2.75-18  
2.75-17  
3.00-17  
3.25-17  
3.50-17  
2.75-19  
3.00-18  
3.50-18  
4.00-18  
4.10-18  
•110/80-18  
•110/80-19


**F-980**



**MSD1124**

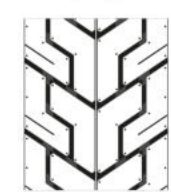
•110/90-16

**F-890**



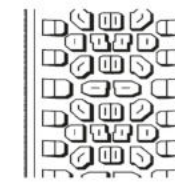
3.50-16 2.25-19  
2.75-18 2.50-19  
3.00-18 2.75-19 2.75-21

**F-805**



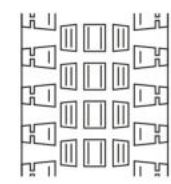
**F-5**  
130/90-15

**F-891**



2.50-18 •90/90-19  
3.50-18 •80/90-21

**F-879**



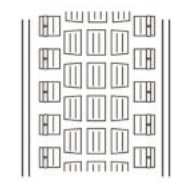
2.50-21  
2.75-21  
3.00-21  
2.25-17 2.50-18  
2.25-16 2.50-17 2.75-18  
2.50-16 2.75-17 3.00-18  
2.75-16 3.00-17 3.50-18

**F-933**



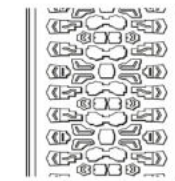
2.75-18  
2.75-21 130/90-16  
3.00-21 110/70-17

**F-879A**



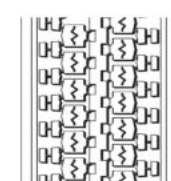
3.00-17  
3.00-18

**F-939**



4.60-17 •80/100-14  
4.00-18 •110/90-16  
4.10-18 •90/90-18  
4.60-18 •90/90-19

**F-881**




2.50-17

**F-956**



2.50-17  
3.00-17  
3.00-18

**F-965**



3.00-17  
3.00-18






# OFF-ROAD CEWA

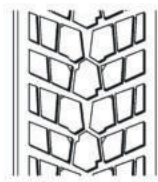
# SPORT CEWA

**F-720**



•110/90-16


**F-922**



3.50-18


•90/90-18  
•100/90-18  
•110/90-18

**F-878**



3.00-17 4.00-18  
3.50-17 4.10-18  
3.50-18 •100/90-18


**F-923**



2.50-17 3.00-18  
2.75-17 3.50-18  
2.75-18 4.00-18  
2.75-21 4.10-18

•100/80-17  
•120/90-17  
•130/70-17  
•100/90-18  
•120/90-18  
•90/90-21

**F-884**



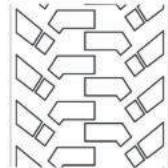
2.50-17 2.75-18  
2.75-21 4.10-18

**F-958**



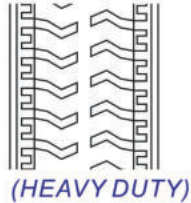
3.00-16  
3.25-16 2.75-18  
3.00-17 3.00-18

**F-885**



3.50-18  
4.10-18 2.75-21

**F-959**



3.00-16  
3.25-16 2.75-18  
3.00-17 3.00-18


**F-921**



•110/90-17  
•90/90-19

2.50-17  
2.75-17  
2.50-18  
2.75-18  
3.00-18

**F-970**



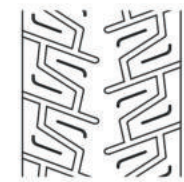
•110/90-17 •90/90-19  
•110/80-18 •80/90-21

**F-710**



•70/90-17  
•80/90-17  
•80/100-14

**F-715**




•90/90-18

**F-711**



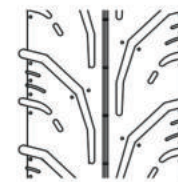
•100/80-16

**F-716**



•120/90-16

**F-712**



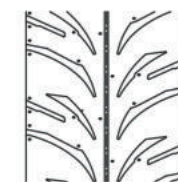
•80/90-16  
•80/90-17

**F-717**



•130/90-18

**F-713**



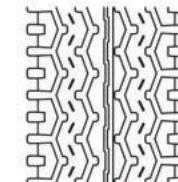
•90/80-17

**F-718**




•110/90-16

**F-714**



•80/80-16

**F-719**



•130/80-16





# SPORT CEWA

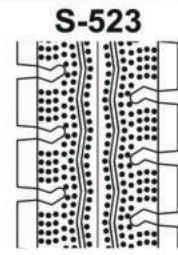
# SPORT CEWA

**F-721**



•90/90-17  
•90/90-18  
•100/90-17

**F-823**



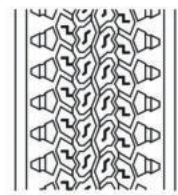
3.00-18

**F-722**



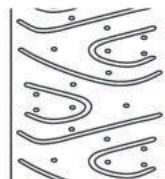
3.00-17  
3.00-18

**F-850**



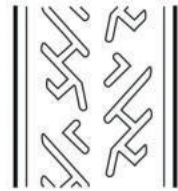
2.25-18

**F-806**



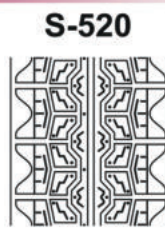
•110/80-17  
•130/70-17

**F-854**




2.25-16  
2.25-17

**F-820**



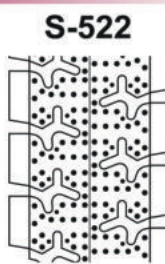
3.00-17  
3.00-18

**F-886**



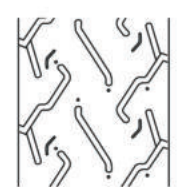
2.75-18

**F-822**



3.00-17

**F-892**



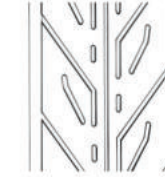
3.00-18

**F-901**



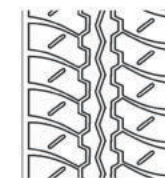
2.25-16 2.25-17  
2.50-16 2.50-17

**F-914**



2.50-16  
2.75-16 2.50-18  
2.25-17 3.00-18  
2.50-17 •110/80-16

**F-902**



2.50-17

**F-915**



2.25-17  
2.50-17

**F-903**



2.25-17

**F-916**



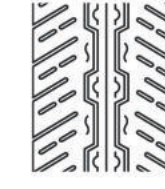
2.25-17 3.00-16  
2.50-17 2.75-18

**F-912**



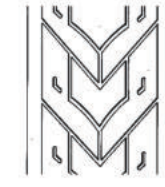
2.25-17  
2.50-17

**F-917**



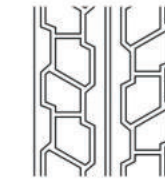
2.50-17  
3.00-18

**F-913**



2.25-17  
2.50-17

**F-918**



2.50-17  
2.50-18  
3.00-18






# SPORT CEWA

# SPORT CEWA

**F-919**



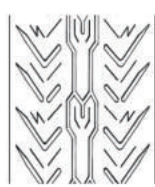
2.50-17

**F-936**



•100/90-18

**F-920**




2.50-17  
2.75-17

**F-936F**



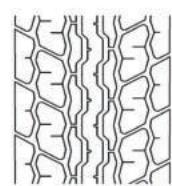
•2.75-18

**F-928**



2.75-18  
3.00-18

**F-937**



•110/90-16

**F-931**



•110/80-17  
•130/70-17

**F-938**




•80/80-14  
•90/90-18

**F-932**



2.75-18 •90/80-17  
3.00-18 •110/90-17

**F-938F**



•2.75-18  
•90/90-18

**F-950**



2.50-17 2.50-18  
2.75-17 2.75-18

**F-982**



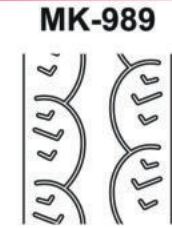
3.00-18

**F-960**



•80/80-16  
•90/80-16

**F-989**



•100/80-17

**F-961**



•80/80-14  
•110/80-14  
•100/70-16

**F-990**



•130/70-17

## CODE OF SPEED

CODE	F	G	J	K	L	M	N	P	Q
KM/H	80	90	100	110	120	130	140	150	160

## INDEX OF LOAD

LI	KG	LI	KG	LI	KG	LI	KG	LI	KG
21	82.5	31	109	41	145	51	195	61	257
22	85	32	112	42	150	52	200	62	265
23	87.5	33	115	43	155	53	206	63	272
24	90	34	118	44	160	54	212	64	280
25	92.5	35	121	45	165	55	218	65	290
26	95	36	125	46	170	56	224	66	300
27	97.5	37	128	47	175	57	230	67	307
28	100	38	132	48	180	58	236	68	315
29	103	39	136	49	185	59	243	69	325
30	106	40	140	50	190	60	250	70	335






# STREET CEWA

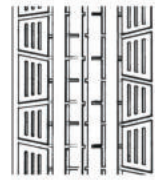
# STREET CEWA

**F-851**



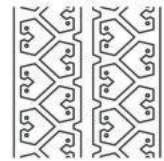
2.25-16  
2.25-17  
2.25-18 2.50-16  
2.25-19 2.50-17

**F-862**



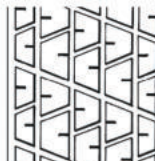
2.25-17  
3.50-19

**F-852**



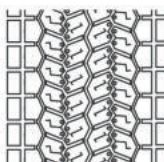
2.25-16 2.25-17  
2.50-16 2.25-18

**F-866**



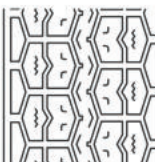
2.25-17

**F-853**




2.25-17 2.50-17  
2.25-18 2.50-18  
2.25-19 2.50-19

**F-871**



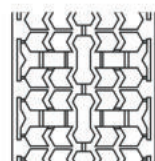
2.50-17 2.50-18  
3.00-17 3.00-18

**F-860**




2.25-17  
2.50-18  
2.75-18

**F-872**



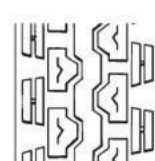
2.25-16 2.50-19  
2.50-16 2.50-19  
2.25-17 3.50-19  
2.50-17 4.00-19

**F-861**



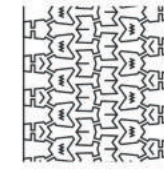
2.75-14  
2.25-17 2.50-18  
2.50-17 3.25-18  
2.75-17 3.25-19

**F-873**



2.75-17  
2.25-18  
2.50-18

**F-874**



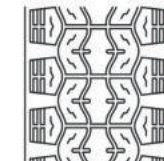
2.25-16 2.25-17  
2.00-17 2.50-17

**F-882**




2.50-17

**F-876**



2.50-14 3.50-16 2.75-18  
2.75-14 2.75-17 3.00-18  
3.00-16 3.00-17 3.25-18  
3.25-16 3.25-17 3.50-18

**F-883**



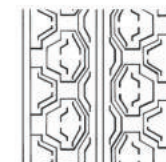
2.50-17

**F-877**




2.25-14  
2.25-16

**F-888**



3.00-14 •80/100-14  
2.75-16 •60/100-17  
•90/90-18

**F-880**



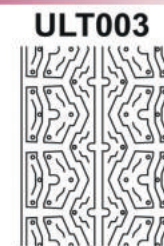
2.75-16  
3.50-17  
2.25-19

**F-899**




2.50-15 3.00-19  
2.00-19 3.25-19  
2.75-19 •110/80-18

**F-880A**



3.00-17  
3.00-18

**F-909**



•70/90-14 •70/90-17  
•80/90-14 •80/90-17






# STREET \* SCOOTER CEWA

# SCOOTER

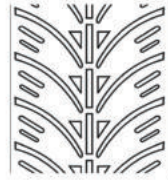
# CEWA

**F-910**




•2.25-17  
•2.50-17

**F-522**



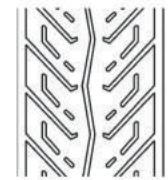
•3.50-10  
•90/90-10  
•100/90-10

**F-911**




•2.25-17  
•2.50-17  
•2.75-17

**F-523**



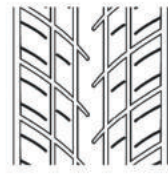
•3.00-10

**F-981**



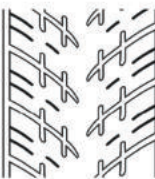
•3.00-18

**F-524**



•3.00-10  
•3.50-10  
•90/90-10  
•100/90-10

**F-520**




•3.50-10  
•90/90-10

**F-525**



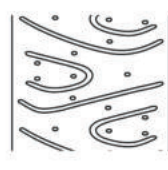
•3.50-10

**F-521**



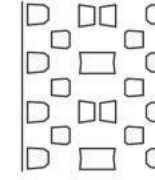
•3.00-10  
•3.50-10  
•90/90-10  
•100/90-10

**F-806**



•110/90-12  
•120/70-12  
•130/70-12  
•140/70-12  
•110/90-13  
•120/90-10  
•120/70-13  
•130/60-13  
•90/90-10  
•120/70-11  
•130/70-13  
•100/90-10  
•120/90-10  
•130/90-10  
•90/90-10  
•100/80-10  
•130/70-11  
•140/60-13

**F-807**




•2.50-10  
•2.75-10  
•3.00-10  
•2.50-12

**F-887**



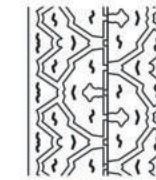
•3.50-10

**F-808**




•80/100-12

**F-893**




•3.50-10

**F-870**



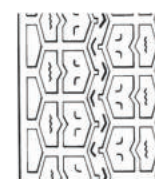
•3.00-12

**F-894**



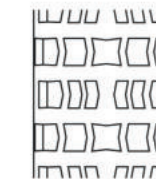
•3.50-10

**F-871**




•3.50-8  
•4.00-8

**F-896A**



•3.00-10

**F-875**



•3.25-8  
•3.50-8  
•4.00-8  
•3.00-10  
•3.50-10

**F-914**



•3.00-10  
•3.50-10  
•90/90-10



# SCOOTER CEWA

# SCOOTER CEWA

**F-921**



•4.00-8  
•3.00-12

**F-927**



•120/90-10  
•130/90-10  
•120/70-12  
•130/70-12  
•130/60-13  
•140/60-13

**F-923**



•3.50-8

**F-928**



•3.00-8

**F-924**



•3.00-10  
•3.50-10  
•80/90-10  
•90/90-10

**F-929**



•2.50-10  
•2.75-10

**F-925**



•3.50-10

**F-930F**



•110/70-12  
•110/90-12  
•120/70-12  
•130/60-13

**F-926**



•3.00-10  
•3.50-10  
•4.00-10  
•4.50-10  
•90/90-10  
•100/80-10  
•100/90-10

**F-930R**



•130/70-12  
•130/70-13  
•140/60-13

**F-931**



•120/70-10  
•120/90-10  
•130/70-10  
•130/90-10  
•130/70-12  
•140/70-12  
•130/60-13  
•140/60-13  
•120/70-14

**F-952A**



•110/90-10  
•120/70-12  
•130/70-12  
•130/60-13  
•140/60-13  
•120/70-14  
•130/70-14

**F-935**



•3.00-10  
•3.50-10  
•90/90-10

**F-953**



•3.00-10

**F-950**



•2.75-10  
•3.00-10  
•80/90-10  
•90/90-10

**F-955**



•3.00-10  
•3.50-10  
•90/90-10  
•100/80-10  
•100/90-10

**F-951**



•3.25-10  
•3.50-10

**F-956**



•4.00-8  
•3.00-10  
•3.00-12  
•3.50-10  
•90/90-10  
•100/90-10

**F-952**



•3.50-10  
•90/80-10  
•100/90-10  
•120/70-10  
•120/90-10  
•130/90-10

**F-957**



•3.50-10  
•90/90-10  
•100/90-10





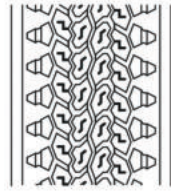
# MOPED (2PRI)

# CEWA

# MOPED (2PRI)


# CEWA

**F-850**




2-1/4-18

**F-861**



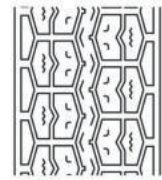
2-1/4-17  
2-1/2-17 2-3/4-14  
2-1/2-18 2-3/4-17

**F-851**




2-1/4-16  
2-1/4-17  
2-1/4-18 2-1/2-16  
2-1/4-19 2-1/2-17

**F-871**



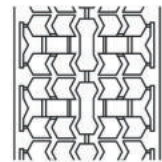
2-1/2-17  
2-1/2-18

**F-852**



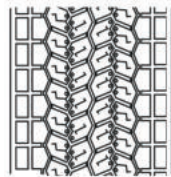
2-1/4-16  
2-1/4-17  
2-1/4-18 2-1/2-16

**F-872**



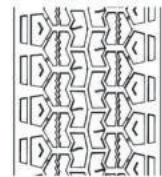
2-1/2-16  
2-1/4-16 2-1/2-17  
2-1/4-17 2-1/2-19

**F-853**



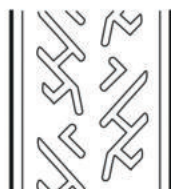
2-1/4-17 2-1/2-17  
2-1/4-18 2-1/2-18  
2-1/4-19 2-1/2-19

**F-874**



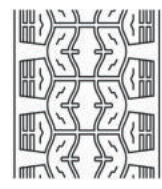
2-17 2-1/4-17  
2-1/4-16 2-1/2-17

**F-854**



2-1/4-16  
2-1/4-17

**F-876**



2-1/2-14  
2-3/4-14  
2-3/4-17

**F-877**



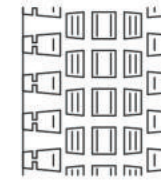
2-1/4-14  
2-1/4-16

**F-901**




2-1/4-16 2-1/2-16  
2-1/4-17 2-1/2-17

**F-879**



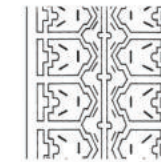
2-1/4-16 2-1/4-17  
2-1/2-16 2-1/2-17  
2-3/4-16 2-3/4-17

**F-911**



2-1/4-17  
2-1/2-17  
2-3/4-17

**F-880**




2-1/4-19  
2-3/4-16

**F-913**



2-1/4-17  
2-1/2-17

**F-888**



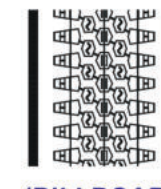
2-3/4-16

**F-916**



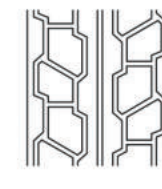
2-1/4-17  
2-1/2-17

**F-323**



**(BILLBOARD)**  
2-1/4-16  
2-1/4-17  
2-1/2-16

**F-918**



2-1/2-17  
2-1/2-18






# WHEELBARROW CEWA


# INDUSTRIAL CEWA

**F-828**




3.00-4 4.10/3.50-4  
2.50/2.80-4 4.10/3.50-6

**F-859**



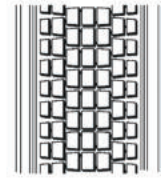
3.50-8  
4.00-4 4.00-8  
4.00-6 4.80/4.00-8

**F-855**



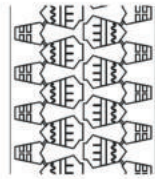
3.50-8  
4.00-8  
4.80/4.00-8

**F-869**



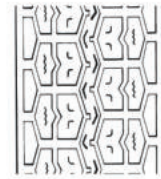
2.50-9

**F-856**



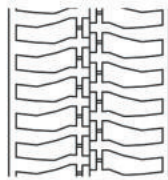
3.50-8

**F-871**



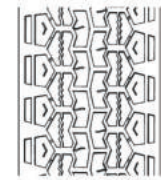
3.50-8  
4.00-8

**F-857**



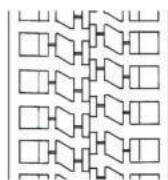
3.00-8  
3.25/3.00-8

**F-874**



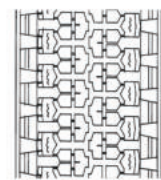
3.50-8

**F-858**




3.50-8 3.25/3.00-8  
4.00-8 4.80/4.00-8

**F-875**



3.50-8 3.25/3.00-8  
4.00-8 4.80/4.00-8

**F-206**



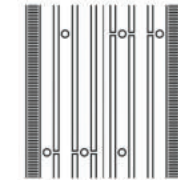
(WHEEL CHAIR)  
200X50(8X2)  
6X1-1/4

**F-825**



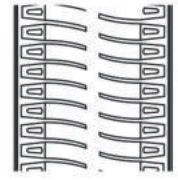
(HEAVY DUTY)  
2.50-4  
4.00-8  
4.80/4.00-8

**F-207**



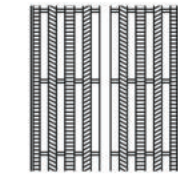
(WHEEL CHAIR)  
7X1-3/4

**F-826**




(HEAVY DUTY)  
4.00-8

**F-502**



(WHEEL CHAIR)  
7X1-3/4

**F-867**




(HEAVY DUTY)  
4.00-8

**F-830**



4.10/3.50-4

**F-868**



(HEAVY DUTY)  
4.00-8







# MOTORCYCLE TIRES CEWA

SIZE	P.R.	TYPE	OFF-ROAD/ENDURO	TRAIL/CROSS	P.S.I.	LBS
2.25-16	4	T.T.	F879		32	240
2.25-17	4	T.T.	F879		32	255
2.25-19	4	T.T.		F890	32	280
2.50-16	4	T.T.	F879		32	275
2.50-17	4	T.T.	F879,881,884,921,923	F897,956	32	290
2.50-18	4	T.T.	F879,921	F891	32	305
2.50-19	4	T.T.		F890	32	320
2.50-21	4	T.T.	F879		32	350
2.75-16	4	T.T.	F879		32	315
2.75-17	4	T.T.	F879,921,923	F889,897	32	335
2.75-18	4	T.T.	F879,884,921,923,958,959	F807,889,890,933	32	345
2.75-19	4	T.T.		F889,890	32	365
2.75-21	4	T.T.	F879,884,885,923	F890,933	32	400
3.00-16	4	T.T.	F958,959		32	360
3.00-17	4	T.T.	F878,879,879A,958,959,965	F889,956	32	380
3.00-18	4	T.T.	F879,879A,921,923,958,959,965	F889,890,956	32	395
3.00-21	4	T.T.	F879	F898,933	32	455
3.25-16	4	T.T.	F958,959		32	410
3.25-17	4	T.T.		F889	32	430
3.50-16	4	T.T.		F890	32	450
3.50-17	4	T.T.	F878	F889	32	470
3.50-18	4	T.T.	F878,879,885,922,923	F889,891	32	490
4.00-18	4	T.T.	F878,923	F889,896,939	32	530
4.10-18	4	T.T.	F878,884,885,923	F889,939	32	530
4.50-18	4	T.T.		F896	32	740
4.60-17	4	T.T.		F939	32	575
4.60-18	4	T.T.		F939	33	595
60/100-14	4	T.T./T.L.		F807	33	230
80/100-14	4	T.T./T.L.		F808,939	32	300
90/100-14	4	T.T./T.L.		F808	33	410
130/90-15	4	T.T./T.L.	F805		40	660
90/100-16	4	T.T./T.L.		F808	33	430
110/90-16	4	T.T./T.L.	F720	F939,980	32	536
130/90-16	4	T.T./T.L.		F933	41	677
70/100-17	4	T.T./T.L.		F807	33	310
100/80-17	4	T.T./T.L.	F923		33	505
100/100-17	4	T.T./T.L.		F897	40	500
110/70-17	4	T.T./T.L.		F933	33	467
110/90-17	4	T.T./T.L.	F921,970		33	550
110/100-17	4	T.T./T.L.		F897	40	585
120/90-17	4	T.T./T.L.	F923		40	615
130/70-17	4	T.T./T.L.	F923		33	585
90/90-18	4	T.T./T.L.	F922	F897,939	32	430
100/90-18	4	T.T./T.L.	F878,922,923		40	490
100/100-18	4	T.T./T.L.		F897	40	535
110/80-18	4	T.T./T.L.	F970	F889	33	520
110/90-18	4	T.T./T.L.	F922		40	565
110/100-18	4	T.T./T.L.		F897	40	620
120/90-18	4	T.T./T.L.	F923		33	640
120/100-18	4	T.T./T.L.		F724,897	33	705
70/100-19	4	T.T./T.L.		F807	33	590
90/90-19	4	T.T./T.L.	F921,970	F807,891,939	33	590
100/90-19	4	T.T./T.L.		F724,897	40	505
110/90-19	4	T.T./T.L.		F724,897	40	585
120/90-19	4	T.T./T.L.		F897	40	665
80/90-21	4	T.T./T.L.	F970	F891	33	395
80/100-21	4	T.T./T.L.		F723,895	32	430
90/90-21	4	T.T./T.L.	F923		40	550

# MOTORCYCLE TIRES CEWA

SIZE	P.R.	TYPE	STREET	SPORT	P.S.I.	LBS
2.00-17	4	T.T.	F874		40	240
2.00-19	4	T.T.	F899		32	240
2.25-14	4	T.T.	F877		32	215
2.25-16	4	T.T.	F851,852,872,874,877	F854,901	32	240
2.25-17	4	T.T.	F851,852,853,860,861,862	F854,901,903,912,913	32	255
			F866,872,874,910,911	F914,915,916	32	255
2.25-18	4	T.T.	F851,852,853,873	F850	32	270
2.25-19	4	T.T.	F851,853,880		32	280
2.50-14	4	T.T.	F876		33	245
2.50-15	4	T.T.	F899		32	260
2.50-16	4	T.T.	F851,852,872	F901,914	32	275
2.50-17	4	T.T.	F851,853,861,871,872	F901,902,912,913,914,915	32	290
			F874,882,883,910,911	F916,917,918,919,920,950	32	290
2.50-18	4	T.T.	F853,860,861,871,873	F914,918,950	32	305
2.50-19	4	T.T.	F853,872		32	320
2.75-14	4	T.T.	F861,876		32	280
2.75-16	4	T.T.	F880,888	F914	32	315
2.75-17	4	T.T.	F861,873,876,911	F920,950	32	335
2.75-18	4	T.T.	F860,871,876	F886,916,928,932,936F, F938F,950	32	345
					32	345
2.75-19	4	T.T.	F899		32	365
3.00-14	4	T.T.	F888		32	300
3.00-16	4	T.T.	F876	F916	32	360
3.00-17	4	T.T.	F871,876,880A	F722,820,822	32	380
3.00-18	4	T.T.	F871,876,880A,981	F722,820,823,892,914	32	395
				F917,918,928,932,982	32	395
3.00-19	4	T.T.	F899		32	420
3.25-16	4	T.T.	F876		32	410
3.25-17	4	T.T.	F876		32	430
3.25-18	4	T.T.	F861,876		32	455
3.25-19	4	T.T.	F861,899		32	470
3.50-16	4	T.T.	F876		33	440
3.50-17	4	T.T.	F880		32	470
3.50-18	4	T.T.	F876		32	490
3.50-19	4	T.T.	F862,872,899		32	505
4.00-19	4	T.T.	F872		32	620
70/90-14	4	T.T./T.L.	F909		36	260
80/80-14	4	T.T./T.L.		F938,961	41	375
80/90-14	4	T.T./T.L.	F909		36	309
80/100-14	4	T.T./T.L.	F888	F710	32	300
110/80-14	4	T.T./T.L.		F961	41	536
80/80-16	4	T.T./T.L.		F714,960	41	419
80/90-16	4	T.T./T.L.		F712	33	342
90/80-16	4	T.T./T.L.		F960	41	467
100/70-16	4	T.T./T.L.		F961	36	494
100/80-16	4	T.T./T.L.		F711	33	419
110/80-16	4	T.T./T.L.		F914	33	480
110/90-16	4	T.T./T.L.		F718,937	33	536
120/90-16	4	T.T./T.L.		F716	33	600
130/80-16	4	T.T./T.L.		F719	33	617
60/100-17	4	T.T./T.L.	F888		32	290
70/90-17	4	T.T./T.L.	F909	F710	36	290
80/90-17	4	T.T./T.L.	F909	F710,712	33	353
90/80-17	4	T.T./T.L.		F713,932	33	375
90/90-17	4	T.T./T.L.		F721	33	408
100/80-17	4	T.T./T.L.		F989	33	507
100/90-17	4	T.T./T.L.		F721	33	480
110/80-17	4	T.T./T.L.		F806,931	32	617
110/90-17	4	T.T./T.L.		F932	33	550
130/70-17	4	T.T./T.L.		F806,931,990	32	584
90/90-18	4	T.T./T.L.	F888	F715,721,938,938F	32	430
100/90-18	4	T.T./T.L.		F936	40	490
110/80-18	4	T.T./T.L.	F899		33	520
130/90-18	4	T.T./T.L.		F717	33	677





# SCOOTER TIRES CEWA

SIZE	P.R.	TYPE	PATTERN	P.S.I.	LBS
3.00-8	4	T.T./T.L.	F928	36	285
3.25-8	4	T.T.	F875	36	330
3.50-8	4	T.T.	F871,875,923	36	375
4.00-8	4/6	T.T.	F871,875,921,956	36	420
2.50-10	4	T.T.	F929	36	255
2.50-10	4	T.T./T.L.	F807	33	240
2.75-10	4	T.T.	F807,929,950	36	285
3.00-10	4	T.T.	F875,896A,914	36	330
3.00-10	4/6	T.T./T.L.	F521,524,807,926,935,953	36	330
3.00-10	4/6	T.L.	F523,806,924,950,955,956	36	330
3.25-10	4/6	T.T./T.L.	F951	36	420
3.50-10	4	T.T.	F875,887,893,894	36	430
3.50-10	4/6	T.T./T.L.	F520,521,522,524,914,925,926,935	36	430
3.50-10	4/6	T.L.	F525,806,924,951,952,955,956,957	36	430
4.00-10	4/6	T.T./T.L.	F926	36	550
4.50-10	4/6	T.T./T.L.	F926	36	600
2.50-12	4	T.T./T.L.	F807	33	330
3.00-12	4	T.T./T.L.	F870,921,956	36	385
80/90-10	4	T.L.	F924,950	40	330
90/80-10	4	T.T./T.L.	F952	36	330
90/90-10	4/6	T.T./T.L.	F520,521,522,524,806,914,924	36	420
			F926,935,950,955,956,957	36	420
100/80-10	4/6	T.T./T.L.	F806,926,955	33	365
100/90-10	4/6	T.T./T.L.	F521,522,524,806,926,952,955,956,957	36	495
110/90-10	4/6	T.T./T.L.	F952A	36	565
120/70-10	4/6	T.T./T.L.	F931,952	36	465
120/90-10	4/6	T.T./T.L.	F806,927,931,952	36	495
130/70-10	4/6	T.T./T.L.	F931	36	535
130/90-10	4/6	T.T./T.L.	F806,927,931,952	36	565
120/70-11	6	T.L.	F806	40	420
130/70-11	6	T.L.	F806	40	550
80/100-12	4	T.T./T.L.	F808	33	320
110/70-12	6	T.L.	F930F	36	400
110/90-12	6	T.L.	F806,930F	32	620
120/70-12	6	T.L.	F806,927,930F,952A	36	495
130/70-12	6	T.L.	F806,927,930R,931,952A	36	535
140/70-12	6	T.L.	F806,931	36	640
110/90-13	6	T.L.	F806	40	600
120/70-13	6	T.L.	F806	40	455
130/60-13	6	T.L.	F806,927,930F,931,952A	36	520
130/70-13	6	T.L.	F806,930R	32	495
140/60-13	6	T.L.	F806,927,930R,931,952A	36	640
120/70-14	6	T.L.	F931,952A	33	515
130/70-14	6	T.L.	F952A	33	635

# MOPED TIRES CEWA

SIZE	P.R.	TYPE	PATTERN	P.S.I.	LBS
2-17	2	T.T.	F874	36	185
2-1/4-14	2	T.T.	F877	32	200
2-1/4-16	2	T.T.	F323,851,852,854,872,874,877,879,901	32	210
2-1/4-17	2	T.T.	F323,851,852,853,854,861,872,874,879,901,911,913,916	32	220
2-1/4-18	2	T.T.	F850,851,852,853	32	225
2-1/4-19	2	T.T.	F851,853,880	32	230
2-1/2-14	2	T.T.	F876	32	210
2-1/2-16	2	T.T.	F323,851,852,872,879,901	32	240
2-1/2-17	2	T.T.	F851,853,861,871,872,874,879,901,911,913,916,918	32	255
2-1/2-18	2	T.T.	F853,861,871,918	32	260
2-1/2-19	2	T.T.	F853,872	32	265
2-3/4-14	2	T.T.	F861,876	32	245
2-3/4-16	2	T.T.	F879,880,888	32	275
2-3/4-17	2	T.T.	F861,876,879,911	32	290

# WHEELBARROW & INDUSTRIAL TIRES

SIZE	P.R.	PATTERN	SIZE	P.R.	PATTERN
2.50-4	2/4	F825	3.50-8	2/4	F855,856,858,859
2.50/2.80-4	2/4	F828	3.50-8	2/4	F871,874,875
3.00-4	2/4	F828	4.00-8	4/6	F825,826,867,868
4.00-4	2/4	F859	4.00-8	2/4	F855,858,859,871,875
4.10/3.50-4	2/4	F828,830	4.80/4.00-8	2/4	F825,855,858,859,875
4.00-6	2/4	F859	2.50-9	2/4	F869
4.10/3.50-6	2/4	F828	200X50(8X2)	2	F206
3.00-8	2/4	F857	6X1-1/4	2	F206
3.25/3.00-8	2/4	F857,858,875	7X1-3/4	2	F207,502







# CEWA

## BLACK SEAMLESS BUTYL RUBBER TUBES

### MOTORCYCLE (TR4, TR6 VALVE)

• 2.00/2.25-14, 60/100-14	• 2.50/2.75-14, 70/100-14	• 3.00/3.25-14, 100/80-14	• 3.50/4.00-17, 110/80-17
• 2.00/2.25-16, 60/100-16	• 2.50/2.75-15, 70/100-15	• 3.00/3.25-16, 100/80-16	• 3.50/4.00-18, 110/80-18
• 2.00/2.25-17, 60/100-17	• 2.50/2.75-16, 70/100-16	• 3.00/3.25-17, 100/80-17	• 3.50/4.00-19, 110/80-19
• 2.00/2.25-18, 60/100-18	• 2.50/2.75-17, 70/100-17	• 3.00/3.25-18, 100/80-18	• 3.50/4.00-21, 110/80-21
• 2.00/2.25-19, 60/100-19	• 2.50/2.75-18, 70/100-18	• 3.00/3.25-19, 100/80-19	• 4.00/4.25-14, 110/90-14
• 2.00/2.25-21, 60/100-21	• 2.50/2.75-19, 70/100-19	• 3.00/3.25-21, 90/90-21	• 4.00/4.25-16, 110/90-16
• 2.25/2.50-14, 70/90-14	• 2.50/2.75-21, 70/100-21	• 3.25/3.50-14, 100/90-14	• 4.00/4.25-17, 110/90-17
• 2.25/2.50-15, 70/90-15	• 2.75/3.00-14, 80/100-14	• 3.25/3.50-16, 100/90-16	• 4.00/4.25-18, 110/90-18
• 2.25/2.50-16, 70/90-16	• 2.75/3.00-15, 80/100-15	• 3.25/3.50-17, 100/90-17	• 4.00/4.25-19, 110/90-19
• 2.25/2.50-17, 70/90-17	• 2.75/3.00-16, 80/100-16	• 3.25/3.50-18, 100/90-18	4.50/5.00-15, 130/90-15
• 2.25/2.50-18, 70/90-18	• 2.75/3.00-17, 80/100-17	• 3.25/3.50-19, 100/90-19	4.50/5.00-16, 130/90-16
• 2.25/2.50-19, 70/90-19	• 2.75/3.00-18, 80/100-18	• 3.25/3.50-21, 100/90-21	• 4.50/5.00-17, 130/90-17
• 2.25/2.50-21, 70/90-21	• 2.75/3.00-19, 80/100-19	• 3.50/4.00-14, 110/80-14	• 4.50/5.00-18, 130/90-18
2.25/2.50-26, (26X2.25)	• 2.75/3.00-21, 80/100-21	• 3.50/4.00-16, 110/80-16	• 4.50/5.00-19, 130/90-19

• HEAVY DUTY (2.0 & 3.0mm THICKNESS) AVAILABLE

### SCOOTER, WHEELBARROW & INDUSTRIAL (TR87, TR13 VALVE)

200X50	3.50/4.00-7	• 2.50/2.75-10, 70/100-10	• 2.75/3.00-12, 80/100-12
2.50/2.80-4	2.50-8	• 2.75/3.00-10, 80/100-10	• 3.00/3.25-12, 100/80-12
3.00-4 (260X85)	3.00/3.25-8	• 3.00/3.25-10, 90/90-10	• 4.00-12, 110/90-12
4.10/3.50-4	3.50/4.00-8	• 3.50-10, 100/90-10	4.50-12, 130/70-12
4.10/3.50-5	4.00-8	• 4.00-10, 110/90-10	5.00-12, 140/70-12
4.10/3.50-6	4.80/4.00-8	4.50-10, 120/90-10	• 4.00-13, 110/90-13
13X5.00-6	2.50/2.75-9	5.00-10, 130/90-10	4.50-13, 130/70-13
15X6.00-6			5.00-13, 140/60-13

• HEAVY DUTY (2.0 & 3.0mm THICKNESS) AVAILABLE

### ALL TERRAIN VEHICLE (TR6, TR13 VALVE)

145/70-6	21X12-8, 22X11-8	21X7-10, 23X7-10	24X8-12, 25X8-12
16X8-7	21X8-9	22X11-10, 24X11-10	25X10-12, 26X10-12
20X7-8	20X11-9, 22X11-9	25X12-10	26X9-14, 27X9-14
18X9.5-8, 20X11-8	25X12-9	23X8-11, 24X10-11	27X11-14

## INNER TUBE & VALVE TYPE CEWA



<p>CAP:E CORE:#8000 CORE:#9000 HEX.NUT:BNx2 WASHER:R11</p> <p><b>TR4 VALVE</b></p>	<p>CAP:E CORE:#8000 CORE:#9000 HEX.NUT:BNx2 WASHER:R11</p> <p><b>TR6 VALVE</b></p>	<p>CAP:C CORE:#8000 CORE:#9000</p> <p><b>TR13 VALVE</b></p>	<p>CAP:C CORE:#9000</p> <p><b>TR87 VALVE</b></p>
----------------------------------------------------------------------------------------------------	----------------------------------------------------------------------------------------------------	---------------------------------------------------------------------	------------------------------------------------------







# CEWA

## BLACK SEAMLESS BUTYL RUBBER TUBES

### PASSENGER CAR (TR13, TR15)

135/145-10	ER10	7.50/8.00-14	195R/205R14
5.00/5.50-10	145R10	125/135-15	DR15
125/135-12	DR12	4.50/5.00-15	125R15
4.50/5.00-12	125R12	135/145-15	ER15
135/145-12	ER12	5.00/5.50-15	135R/145R15
5.00/5.50-12	135R/145R12	155/165-15	FR15
155/165-12	FR12	6.00/6.50-15	155R/165R15
6.00/6.50-12	155R12	175/185-15	GR15
135/145-13	ER13	6.50/7.00-15	175R/185R15
5.00/5.50-13	135R/145R13	185/195-15	KR15
155/165-13	FR13	7.00/7.50-15	195R15
6.00/6.50-13	155R/165R13	195/205-15	KR15
175/185-13	GR13	7.50/8.00-15	205R15
6.50/7.00-13	175R/185R13	155/165-16	FR16
135/145-14	ER14	6.00/6.50-16	165R16
5.00/5.50-14	135R/145R14	175/185-16	GR16
155/165-14	FR14	6.50/7.00-16	175R/185R16
6.00/6.50-14	155R/165R14	185/195-16	KR16
175/185-14	GR14	7.00/7.50-16	195R16
6.50/7.00-14	175R/185R14	195/205-16	KR16
195/205-14	KR14	7.50/8.00-16	205R16

### LIGHT TRUCK (TR13, TR15, TR75A, TR177A)

6.00-15	6.00R15	6.00-16	6.00R16
6.50-15	6.50R15	6.50-16	6.50R16
7.00-15	7.00R15	7.00-16	7.00R16
7.50-15	7.50R15	7.50-16	7.50R16
8.25-15	8.25R15	8.25-16	8.25R16

### TRUCK & BUS

7.00-20	7.00R20	TR177A	11.00-20	11.00R20	TR78A, V3-04-5, V3-06-5
7.50-20	7.50R20	TR177A	12.00-20	12.00R20	TR78A, V3-04-5, V3-06-5
8.25-20	8.25R20	TR177A	11.00-22	11.00R22	TR78A, V3-04-5, V3-06-5
9.00-20	9.00R20	TR78A, V3-04-5, V3-06-5	12.00-24	12.00R24	TR78A, V3-06-5
10.00-20	10.00R20	TR78A, V3-04-5, V3-06-5	13.00-24	13.00R24	TR179A

## INNER TUBE & VALVE TYPE CEWA



TYPE	DIMENSION				PARTS	
	D	B	L	R	CAP	CORE
TR-13	56 φ	3	38	11	C	#9000
TR-15				16		



TYPE	DIMENSION					PARTS	
	D	C	B	L	$\alpha$	CAP	CORE
TR-75A	82 φ	24	76	95	86°	C	#9000
TR-78A			127	146			
TR-177A			95	114			
TR-179A			141	160			



TYPE	DIMENSION					PARTS	
	A	B	C	$\alpha$	$\beta$	CAP	CORE
V3-04-5	20	76	47.5	90°	153°	C	#9000



TYPE	DIMENSION									PARTS	
	A	B	C	D	A'	$\alpha$	$\beta$	$\gamma$	CAP	CORE	
V3-06-5	20.5	62.5	19.5	49	17	90°	139°	139°	CA+EG	#9000	







Desde 1946

# VOUGA

Sociedade Comercial do Vouga, Lda.

Rua Cabedo e Lencastre 31-39  
3750-177 Águeda  
t.: +351 234 601 500  
comercial@scvouga.pt

   /scvougamotociclismo